






ERGOTable Adaptive Desk 2026 Order Form

To build your ERGOTable, make your selections in steps #1-5. For custom desktops, complete the Custom ERGOTop Measurement Guide on page 4. Items with an (*) are special order, please allow extra time for production. **To process your request, please email your completed order form to order@can-dan.com.**

Company Name:		Name:	
Email:	Phone:	Ref:	
			
Single cut-out ERGOTable	Double cut-out ERGOTable	Magnetic Crank Holder (included with all desks)	

1 Choose Desk Size and Cut-Out

<input type="checkbox"/>	730001 ERGOTable30 30" x 24" Desktop, Inside Leg Clearance 22.5"
Select One	<input type="checkbox"/> 3024001 No Cut-Out
	<input type="checkbox"/> 3024002 12" x 6" Single Cut-Out
	<input type="checkbox"/> 819003 Custom Single Cut-Out (See page 4 - Custom Measurement Guide)
	<input type="checkbox"/> N/A PWC Double Cut-Out (not available on 30" desk)
<input type="checkbox"/>	736001 ERGOTable36 36" x 28" Desktop, Inside Leg Clearance 28.5"
Select One	<input type="checkbox"/> 3628001 No Cut-Out
	<input type="checkbox"/> 3628002 12" x 6" Single Cut-Out
	<input type="checkbox"/> 3628003 14" x 7" Single Cut-Out
	<input type="checkbox"/> 3628004 16" x 7" Single Cut-Out
	<input type="checkbox"/> 819003 Custom Single Cut-Out (See page 4 - Custom Measurement Guide)
	<input type="checkbox"/> 3628201 PWC Double Cut-Out, 12" x 6" Centre Cut-Out, 6" x 10" Joystick Cut-Out, Swing-Away* Select Side: <input type="checkbox"/> Left <input type="checkbox"/> Right
	<input type="checkbox"/> 819004 Custom Double Cut-Out (See page 4 - Custom Measurement Guide)

<input type="checkbox"/>	742001 ERGOTable42 42" x 28" Desktop, Inside Leg Clearance 34.5"	
Select One	<input type="checkbox"/>	4228001 No Cut-Out
	<input type="checkbox"/>	4228002 14" x 7" Single Cut-Out
	<input type="checkbox"/>	4228003 16" x 7" Single Cut-Out
	<input type="checkbox"/>	4228004 18" x 8" Single Cut-Out
	<input type="checkbox"/>	819003 Custom Single Cut-Out (See page 4 - Custom Measurement Guide)
	<input type="checkbox"/>	4228202 PWC Double Cut-Out, 16" x 7" Centre Cut-Out, 6" x 14" Joystick Cut-Out, Swing-Away Select Side: <input type="checkbox"/> Left <input type="checkbox"/> Right
	<input type="checkbox"/>	4228203 PWC Double Cut-Out, 18" x 8" Centre Cut-Out, 6" x 14" Joystick Cut-Out, Swing-Away* Select Side: <input type="checkbox"/> Left <input type="checkbox"/> Right
	<input type="checkbox"/>	819004 Custom Double Cut-Out (See page 4 - Custom Measurement Guide)

<input type="checkbox"/>	748001 ERGOTable48 48" x 28" Desktop, Inside Leg Clearance 40.5"	
Select One	<input type="checkbox"/>	4828001 No Cut-Out
	<input type="checkbox"/>	4828002 18" x 8" Single Cut-Out
	<input type="checkbox"/>	819003 Custom Single Cut-Out (See page 4 - Custom Measurement Guide)
	<input type="checkbox"/>	4828201 PWC Double Cut-Out, 18" x 8" Centre Cut-Out, 6" x 14" Joystick Cut-Out, Swing-Away* Select Side: <input type="checkbox"/> Left <input type="checkbox"/> Right
	<input type="checkbox"/>	819004 Custom Double Cut-Out (See page 4 - Custom Measurement Guide)

2 Select Desktop Surface Features

Select One (A)	<input type="checkbox"/>	Standard Flush Edge (standard)
	<input type="checkbox"/>	811001 Raised Edge
	<input type="checkbox"/>	811002 Graduated Edge (rear and sides raised, front flush)*

Select One (B)	<input type="checkbox"/>	Standard Maple Colour (standard)
	<input type="checkbox"/>	812001 Black Colour (for greater contrast)*
	<input type="checkbox"/>	Custom Dry-Erase Magnetic Whiteboard Top*
	<input type="checkbox"/>	Custom Dry-Erase Whiteboard Top (non-magnetic)*
	<input type="checkbox"/>	Custom Custom Colour*

Optional Add-ons	<input type="checkbox"/>	819005 Cup Holder / Pencil Holder (3 5/8")* Select Location (front=student side): <input type="checkbox"/> Front Left <input type="checkbox"/> Front Right <input type="checkbox"/> Rear Left <input type="checkbox"/> Rear Right
	<input type="checkbox"/>	819001 Sensory Bowl with Lid. Includes Raised Edging and a Black Removable Lid. (Not available on 30" desk. Reduces a body cut-out depth to 5".)*
	<input type="checkbox"/>	819002 Removable Lid for Standard Size ERGOTop (raised edge required) - Black

3 Choose Desk Height Range (Measured from floor to desktop)

Select One	<input type="checkbox"/> 813002	Low: 21.5" to 29" height range (with 3" casters)
	<input type="checkbox"/> 813003	High: 27" to 37" height range (with 3" casters)
	<input type="checkbox"/> Custom	X-Small: 15" to 18" starting height with Furniture Glides, Custom*

4 Choose Casters or Furniture Glides

Select One	<input type="checkbox"/> 814003	3" Casters (standard)
	<input type="checkbox"/> 814002	2" Casters - Reduces Desk Height by 1.5"
	<input type="checkbox"/> 814001	Furniture Glides (set of four) - Reduces Leg Length by 3.5" (to replace casters)



Sensory bowl with lid and tilt



Graduated edge



Horizontal storage box

5 Choose Accessories

<input type="checkbox"/> OMIT-CH	Omit Magnetic Crank Holder
<input type="checkbox"/> 814011	Anti-Tip Plate 30" Desk - Compatible with 2" and 3" Casters
<input type="checkbox"/> 814006	Anti-Tip Plate 36" Desk - Compatible with 2" and 3" Casters
<input type="checkbox"/> 814007	Anti-Tip Plate 42" Desk - Compatible with 2" and 3" Casters
<input type="checkbox"/> 814008	Anti-Tip Plate 48" Desk - Compatible with 2" and 3" Casters
<input type="checkbox"/> 814009	Anti Tip-Plate 60" Desk - Compatible with 2" and 3" Casters*
<input type="checkbox"/> 810001	Tilt Top - 13 Positions
<input type="checkbox"/> 815001R	Horizontal Storage Box, Open Top, Right Hand Side
<input type="checkbox"/> 815001L	Horizontal Storage Box, Open Top, Left Hand Side
<input type="checkbox"/> 815002R	Vertical Storage Box, Open Top, Right Hand Side
<input type="checkbox"/> 815002L	Vertical Storage Box, Open Top, Left Hand Side
<input type="checkbox"/> 816002	Padded Desk Top*
<input type="checkbox"/> 816001	Underside Padding, D= 8" W= Width of Body Cut-Out Plus 1" Per Side. Custom Sizes Available.
<input type="checkbox"/> 817001L	Accessory Mounting Bracket - Left (must mount on opposite side of storage box)
<input type="checkbox"/> 817001R	Accessory Mounting Bracket - Right (must mount on opposite side of storage box)
<input type="checkbox"/> 814004	Floor Mount Brackets

Replacement parts list available.

Custom ERGOtop Measurement Guide

Directions

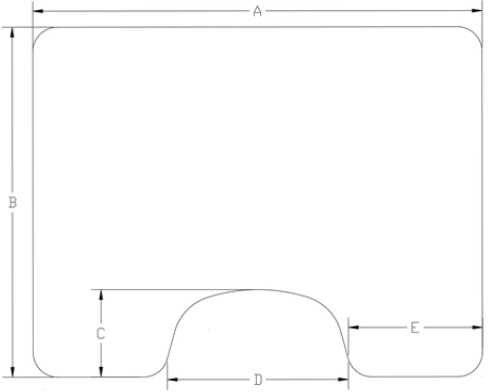
- Fill in the Required Dimension fields below for either a single cut-out or double cut-out desk.
- Attach this form to your EROtable order form

Design Criteria:

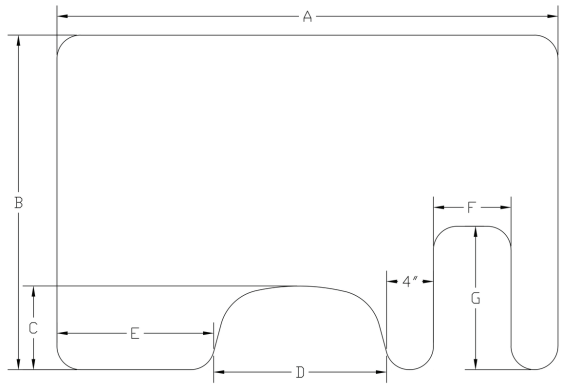
- Minimum distance between cut-out and edge of desktop must be 4". Minimum distance between double cut-outs is 4".
- Standard desk sizes are: 30x24", 36x28", 42x28" or 48x28". Non-standard desk sizes will require a custom top and a custom frame.
- Minimum desk depth is 20" for vertical storage box use and 22" for horizontal storage box use.
- Minimum desk width is 16".

Notes:

Single Cut-Out	Required Dimension
----------------	--------------------

	A	Width (Non-standard requires custom frame) Minimum width is 16"	
	B	Depth (Non-standard requires custom frame)	
	C	Depth of Cut-Out (17" Max for 28" depth desks and 16" for 24" depth desks)	
	D	Width of Cut-Out (Minimum distance between cut-out and edges of desktop is 4")	
	E	For Offset Cut-Out (Minimum distance between cut-out and edges of desktop is 4")	

Double Cut-Out	Required Dimension
----------------	--------------------

	A	Width (Non-standard requires custom frame)	
	B	Depth (Non-standard requires custom frame)	
	C	Depth of Cut-Out (17" Max for 28" depth desks and 16" for 24" depth desks)	
	D	Width of Cut-Out (Minimum distance between cut-out and edges of desktop is 4")	
	E	For Offset Cut-Out (Minimum distance between cut-out and edges of desktop is 4")	
	F	Width of Cut-Out (Minimum distance between cut-out and edges of desktop is 4")	
	G	Depth of Cut-Out (17" Max for 28" depth desks and 16" for 24" depth desks)	
Select Joystick Side: <input type="checkbox"/> Left <input type="checkbox"/> Right			

V 2.3 04/26